



# SMART LOCKERS

Across the University



# FORGET EVERYTHING YOU KNOW ABOUT LOCKERS ON CAMPUS

Between classes, jobs, and activities, students are never at the same place on campus for very long. And when they're on campus they should know there's a safe place to store their stuff.



## SMART LOCKERS ACROSS THE UNIVERSITY CAMPUS

LOCKERS ACROSS CAMPUS	3-5
LOCKER RENTAL	6-9
CLICK & COLLECT	10-11
WAYS TO ACCESS LOCKERS	12-13
CUSTOM LOCKER DESIGN	14-15
WHY PATTERSON POPE	16

## IT'S MORE THAN JUST A LOCKER

Providing smart lockers as a free amenity or rental to store belongings or pick-up for the exchange of goods gives students, faculty, and visitors the option to use lockers across campus whenever they need one. With a few taps of the phone or presenting the university ID anyone with permissions can access lockers — and without needing to supply their own locks, fill out a paper sign-up sheet, drop off a payment, or stand in a line.

No one-size-fits-all system here. These smart lockers give you all the features you could ever need — and let's your students, faculty, and visitors make the decision on when and how to use them.

- Provide students rental lockers for the day, semester, certain class, or sports season — whenever and where ever needed
- Offer complimentary access to lockers around campus during a recruitment visit
- Offer locker usage for a fee for game-day weekends, commencement, theater, and other events
- Offer lockers to pick-up borrowed, returned or purchased items so that students and faculty can skip the line and retrieve items when it's convenient for them



# ACROSS CAMPUS



# CAMPUS



## LIBRARIES

Give your students and faculty a space to store belongings while stepping away for a break, a walk to clear their head, or just perusing the stacks. Or configure lockers to be for the exchange of library books and materials, or even for computer equipment repair pick-up. Students and faculty can skip the line, order their borrowed materials ahead of time, and pick them up at their convenience in the lockers.





## STUDENT UNIONS

Students could use a place to temporarily stash their bags, coats, and computers while catching up with their friends, eating a quick dinner before heading home for the day or a night out for friendly competitions at the 'game room' or movie theater. Offer alumni and booster clubs a place to store belongings on game days. Or for recruits and parents taking the campus tour that don't necessarily care to lug around all of their belongings across campus.



## FITNESS CENTERS

Really, how often do those open cubbies located at your fitness center get used? Or how many padlocks get cut off at the end of the semester? Students can rent a locker at your fitness center however you let them. Daily, monthly, semester-based, or the entire school year.

## PERFORMING ARTS

Provide your guests a self-sufficient and convenient coat-check or bag-check with rental lockers. When purchasing tickets online or at the time of the show, your guests can rent a locker to store their belongings while enjoying the show.



## ATHLETIC ARENAS + STADIUMS

Rental lockers are a great way to add an additional revenue stream to your venue. Students, alumni, and visitors can simply rent a locker prior to the game or on-the-fly by scanning a QR code with their smartphone located on the locker. Give your students credit to use the lockers for free while charging alumni or visitors. Ultimately manage the lockers, with full control, with a few clicks in the software.



# LOCKER RENTALS

Forget everything you once knew about locker rentals for the university campus. Get rid of those antiquated sign-up sheets. Or the use of padlocks that have to be cut at the end of the semester. Make lockers available for use, on-the-fly, across campus for rent or a free amenity with smart lockers.



## SET-AND-FORGET RENTALS

No staff to manage the process or extra work to cut padlocks or program the codes — but still 100% hands-on when it comes to changes for events, high-traffic areas, and locker types.

## FLEXIBLE REVENUE STREAM

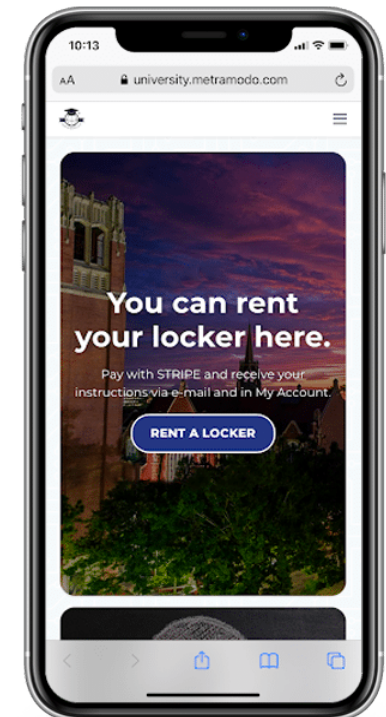
From year-long or semester-long models to more day-use (temporary lockers in the student union, lockers outside the stadium for alumni and fans) applications, lockers can bring in a passive form of income that needs little management.

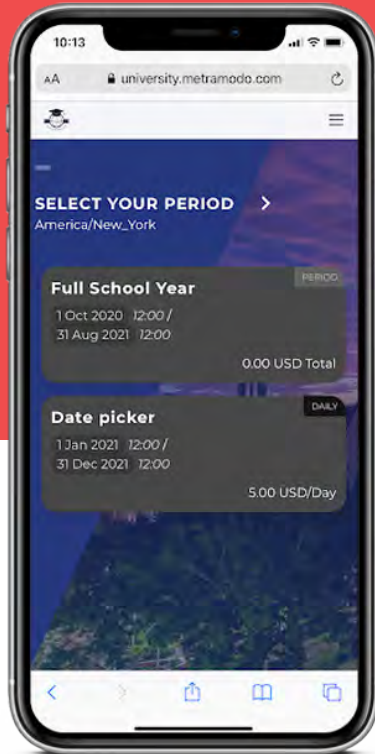
## REAL-TIME DATA

We don't just make it easy for the renter — we make it easy for you, too. Our all-in-one rental dashboard includes locker usage and rental fee data, payment reports, and audit trails — to give you the info you need for future decision-making.

## STUDENT EXPERIENCE

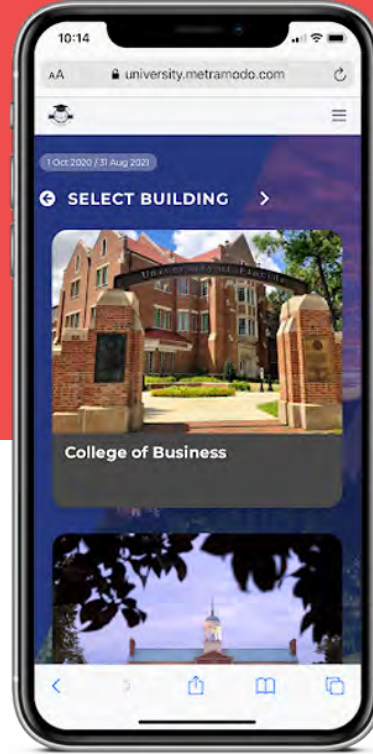
Students rely on their phones — and the digital payment systems on those phones — to get them through their day. Our rental software debits the campus account a student already has — no need to bring their own locks or swipe a credit card.





## CHOOSE DURATION

Offer locker rental by the day, week, semester, based on user



## CHOOSE LOCATION

Students, faculty, and others choose the building they will be working in, if multiple are available

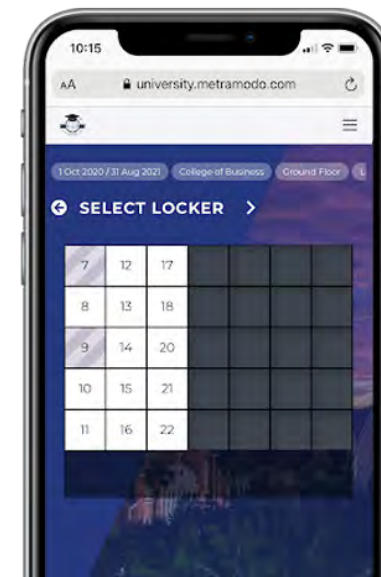


## CHOOSE LOCKER BANK

Find a locker bank near where the member will be working for the day

How your students, faculty, alumni, or visitors interact with the smart lockers is up to the university and how the system is configured. Lockers could be rented or booked prior to arriving, on-the-fly at the locker bank, or integrated into your university app (if you have one).

# USER EXPERIENCE



## CHOOSE A LOCKER

Find an available locker and select it for rental

# RENTING OR RESERVING A LOCKER **SHOULD BE EASY**



It doesn't matter if the lockers are configured to be a free amenity or rental, a student, faculty member, or visitor should be able to pull a locker with ease. Here are three different options a university could offer.

## **1. BOOK AHEAD OF TIME**

Book right from your university website, users are directed to a customized locker rental web portal. Students, faculty, and others can choose the location, choose the floor if there are multiple, the locker bank, and then visually select the specific locker they would like to use.

## **2. ON-THE-FLY RENTAL**

Sometimes your students, faculty, or visitors might not know that they need or even want a rental locker until they realize they don't want to carry all their belongings across campus or into the facility. The simple addition of QR codes to the locker banks allows anyone to scan at the locker bank on their smartphone to see if there are any available lockers to rent.

## **3. UNIVERSITY APP INTEGRATION**

If your university has its own app, smart lockers can integrate with it and can be booked right from the app. With an integration to the smart lockers, make renting or reserving a locker so simple students won't have to put any thought into it.



## PAYMENT

In the software, as an administrator, adjust the rates and how members use the lockers. Administrative access allows the ability to set and adjust the rates that a student, faculty, or visitor pays via credit card or the ability to offer members to pay via member credits.

## DURATION

Set up and change, as needed, how long your members can rent and use a locker for. Daily rental, weekly, monthly, event-based, you name it.

## REPORTING & USAGE

Not sure if you have enough lockers? Or charging enough or too much for rental? The built-in reporting capabilities allow for the ability to run aggregate reports and make strategic decisions regarding the smart lockers.

## PERMISSIONS & ACCESS

Decide how students, faculty and visitors can access the lockers. Lockers could be configured to be accessed through university ID cards, mobile credentials, university app, QR code or even a 4-digit PIN code.



# SMART LOCKER MANAGEMENT

**TAKE A HANDS-ON OR  
HANDS-OFF APPROACH**

# CLICK & COLLECT LOCKERS

In addition to having lockers that store personal belongings — Click & Collect Lockers can provide an added convenience of being able to exchange whatever goods are needed. Utilizing lockers to be able to pick up necessary items without needing in-person coordination can create a productive and streamlined experience.

## FOOD & DINING

Many universities have started to partner with food trucks and food ordering sites in addition to the usual campus cafeteria — offering students a variety of food options that can be paid for using their student accounts — and delivered contactless to smart lockers.

### HOW IT WORKS:

A student places a food order and they can choose delivery to a smart locker at a convenient location. The provider receives the order, prepares the food, and automatically notifies the student when the meal has been prepared and delivered in the locker. The student completely skips the line and is able to retrieve their food when it is convenient for them.



## OTHER APPLICATIONS

- Student Unions
- Dorms & Housing
- Athletic Equipment



# LIBRARIES

Create an efficient and streamlined solution for books and tech equipment rentals or repairs with contactless exchange of goods lockers. By strategically placing lockers in common areas, students can retrieve items when convenient for them.

## HOW IT WORKS:

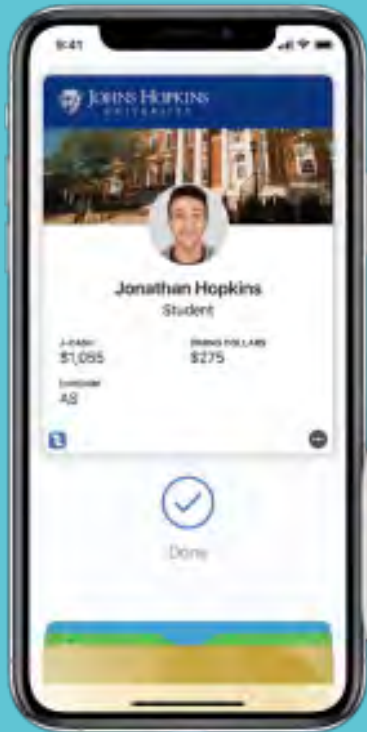
A student or faculty member checks out what they want to borrow through a library's online portal. A librarian gets the "order," locates the items, creates a "package" in the software for the recipient, and deposits the item(s) in a locker.

Students or faculty members are notified via email or text when the materials are ready for pick-up. By presenting their credentials — student ID card, phone or watch — to the reader, the locker pops open. They take out their items, shut the door, and the transaction is complete.





# WAYS TO ACCESS A LOCKER



The Metra with Genuine HID Technology™ includes Apple's Enhanced Contactless Polling (ECP) application to support credentials in Apple Wallet.



## UNIVERSITY ID

Once the locker is rented or booked a student or faculty member can open their locker door a couple of different ways, most common being the university ID. By presenting their ID card to the reader on the locker bank the locker door will automatically pop open for them to put their personal belongings in or pick up their items.

## MOBILE CREDENTIAL

Evolving to a connected campus model means mobile credentials — to add student ID cards to Apple Wallet on iPhone and Apple Watch — will become more commonplace before we know it. Rather than holding the university ID to a reader — hold your iPhone or Apple Watch and the door will pop open creating an even more streamlined experience.





Depending on the universities model for how students, faculty and/or visitors will use lockers across campus, lockers can practically pay for themselves. The smart locker software provides you total control to decide how you would like to charge for locker usage. Set the price for the lockers or offer credits to use from student accounts. However you decide on the financial model, the added convenience of locker storage will have your students and faculty wondering what they did without them.

# RETURN ON LOCKER INVESTMENT

## ADDITIONAL OPTIONS

### 4-DIGIT PIN

Athletes may have no choice to have their phone with them or a university ID — a 4-digit PIN is an alternative solution when phones, IDs or wearables are locked away in the locker.

### QR CODE

QR codes are especially convenient when offering lockers to visitors or alumni. While standing in front of the locker, scanning the QR code is an easy option with no additional administration to rent or book a locker.



# CUSTOM LOCKER DESIGN

to fit into the design of the building — we've got you covered. Lockers can be designed to be built into the wall, wall partitions or islands. Various locker sizes in the same locker bank. Designed using mix-and-match materials, You name it.

Configure and design your lockers as you see fit. Whether you want another way to promote your school colors, logo or mascot, or something more subtle



## WAYFINDING

Rather than just numbering the lockers, design the numbers for wayfinding and a unique look and feel for the environment.


## CUSTOM DESIGN

Vinyl wraps or custom-printed laminate can create a unique and custom design. Design the lockers to spark conversation or show school pride. Design for bold or sophisticated or somewhere in between. You decide.



# LOCKER MATERIALS

The customization doesn't stop at locker sizes or configurations — our wide variety of locker materials are what makes each project unique. Locker doors can range from laminates to steel to phenolic materials, or opt for custom/ special doors constructed with bamboo, glass or solid-surface materials. The laminate material gives you the ability to show off custom graphics that can be vinyl wrapped or embedded in laminate. The choice is truly up to you — locker designs are a great way to take on a more elevated look to match the look and feel of your university.





# WHY PATTERSON POPE?

**Our process ensures a future-proof solution that can meet ever-changing needs.**

When you partner with P2, it's a relationship like no other. We'll bring our knowledge of current and future storage trends to the table and help you make the best decision based on your specific needs. With over 50 years of solving these challenges, we've mastered the dance and can be flexible when needed — ensuring every project is a success. Every project is a unique one which allows us to create a tailored solution to fit your present and future. A type of support, installation and project management that you can trust. Even after installation, we are available to answer any questions with ongoing support and help with any maintenance request.