

920 SERIES: PRESERVATION CABINET

BY SPACESAVER

VERSATILITY BUILT IN.



Storage Solved®

PROTECT THE PAST. PREPARE FOR THE FUTURE.

**EVEN IN UNCERTAIN TIMES, ONE THING ENDURES:
THE NEED TO PROTECT COLLECTIONS.**

For nearly 50 years, Spacesaver has been designing and manufacturing high-quality museum storage solutions that withstand decades of daily use. Spacesaver's 920 Series: Preservation Cabinet brings new flexibility to this long-standing tradition.

With a reconfigurable interior and a sturdy, modular frame, the Spacesaver 920 Series offers a unique combination of versatility and proven performance. Fill it with trays today, and years down the road, the cabinet interiors can be reconfigured with drawers, hanging rods, or other accessories after collections have grown or changed. These modular cabinets can also be stacked, bolted together, or mounted on compact storage systems to gain capacity within the same footprint. Your options are endless.

The end result of built-in versatility? A collections area that protects the past while also preparing for the future.



920 SERIES: PRESERVATION CABINET

WITH A RECONFIGURABLE INTERIOR AND A MODULAR FRAME, THE 920 SERIES OFFERS A UNIQUE COMBINATION OF VERSATILITY AND STRENGTH.

VERSATILITY

- Adjustable and reconfigurable interior
- Adjustable sizing to maximize use of space
- Accessories for any collection
- Array of configurations, including installation on high-density mobile systems

QUALITY

- Heavy-duty welded steel
- Made in the USA
- Five-year warranty

PROVEN PERFORMANCE

- Maintains stable micro-climate
- Improves protection in extreme conditions like smoke and fire
- Water mitigation

SUSTAINABILITY AT SPACESAVER

Spacesaver is committed to a sustainable future. Here are just a few of the steps we've taken to reduce our environmental impact:

- Use high-quality recycled steel (our steel contains an average of 89% recycled material)
- Recycle waste oil, raw steel, painted scrap, paper and packaging materials, and electronics
- Use an on-site reverse osmosis water treatment system that discharges potable water
- Redistribute heat from paint ovens throughout facility during winter
- Maintain a 7-acre prairie and wetland area



IT'S MORE THAN A CABINET. IT'S A COMMITMENT.

**A CABINET PURCHASE REPRESENTS
A MAJOR COMMITMENT - NOT ONLY
ON YOUR PART, BUT ALSO ON OURS.**

IN-HOUSE EXPERTS

Spacesaver has been a trusted partner to museums for nearly 50 years. Our engineering, manufacturing, and project management teams are uniquely qualified to design and deliver museum storage solutions.

FULL SOLUTIONS PROVIDER

We make our full line of museum products, from cabinets to shelving to high-density systems, under one roof. One provider means one point of contact and better coordination between project teams.

LOCAL CONSULTANTS

Your local Spacesaver museum consultant is right there with you to explain your options, provide suggested layouts, and coordinate all of the details.

LOCAL TECHNICIANS

Spacesaver distributorships in major cities throughout North America employ full-time, factory-certified technicians to ensure prompt response to service calls.

SIMPLIFY THE PURCHASING PROCESS

The 920 Series: Preservation Cabinet and other Spacesaver museum solutions are pre-approved for purchase under select state contracts and cooperative purchasing agreements such as Sourcwell and OMNIA.



VERSATILITY FOR THE FUTURE.

BUILDING YOUR CABINET

When designing your ideal cabinet or collections area layout, it's always a good idea to start by considering the objects in your collections, the preservation conditions they need, and the collection's projected growth factor. Also consult with staff who will be using the cabinets on a daily basis to determine their preferences.

The goal is to optimize space, provide room to grow, and promote efficiency throughout the collections area and within the cabinets themselves.



Counter-height 920 Series: Preservation Cabinets featuring solid door option, Emka handles, and finished in white.

PRESERVATION AND ACCESS: DETERMINING EXTERIOR FEATURES

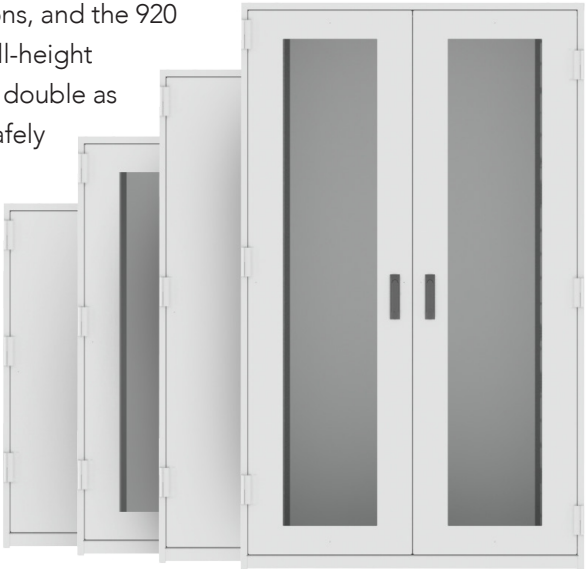
Long known for their strength and durability, our cabinets offer increased modularity with the 920 Series: Preservation Cabinet. Take the stress and guesswork out of planning collections areas with units that can be stacked, bolted together, stationary, or mounted on mobile carriages or caster bases. Additional cabinets can be purchased in the future that will be fully compatible with existing units, with no wasted space.

CABINET DIMENSIONS

The first step in building a cabinet is determining its dimensions, and the 920 Series: Preservation Cabinet ranges from counter-height to full-height with several options in between. Counter-height cabinets can double as a work surface, and their modular design allows them to be safely and securely stacked at a later date. Full-height cabinets, on the other hand, are more cost-effective, with a lower cost per cubic foot of storage capacity.

STANDARD DIMENSIONS

WIDTH	30", 36", 42", 48", 60"
DEPTH	18", 24", 30", 36"
HEIGHT	42", 60", 72", 84", 96"



DOOR STYLE

Protect collections and promote convenience with lift-off doors in your choice of style. Choose between solid doors, which provide security by concealing collections behind a steel barrier, or visual doors, which allow staff and visitors to view collections without disturbing objects or disrupting the interior preservation environment.



SOLID DOOR OPTION
The timeless classic provides security and durability.



VISUAL DOOR OPTION
UV-coated glass protects collections and allows for visual inspection.

HANDLE OPTIONS

Access your cabinet with either the classic Hansen D-ring handle or the modern Emka style. Both handles are flush with the surface of the door, providing a sleek appearance and the ability to mount the cabinets on compact mobile carriages.



EMKA STYLE HANDLE

Emka ergonomic handles allow for easy operation while maintaining three-point latching. Also available with integrated combination lock to minimize number of keys.




HANSEN D-RING HANDLE

The D-Ring style handles feature a separate lock mechanism with three-point latching.



ADJUSTABLE VENTS WITH EXTERIOR-MOUNTED CLOSURE



Optional vents facilitate air exchange. Vents can be adjusted from outside the cabinets, and replaceable filters ensure that air quality is maintained.



A FLEXIBLE FUTURE: INTERIOR CONFIGURATIONS

The biggest challenge in planning a collections area is dealing with future uncertainty. Cabinets represent major investments and are expected to last for decades, and yet in the past their interiors were fixed and unchanging. As a result, collections managers often find themselves locked into cabinet configurations that were chosen many years ago.

Although it's still important to project how collections will grow and change in the future, the 920 Series: Preservation Cabinet removable liners allow for complete flexibility as time goes by. A Spacesaver 920 Series cabinet can be configured for two-inch trays today, and in ten or twenty years the liners and accessories can be removed and replaced with liners that support six-inch drawers, or even hanging rods and shelves. Optional dividers and half-width accessories create even more options.

WHICH INTERIOR ACCESSORY IS RIGHT FOR YOUR COLLECTION?

Type and Quantity of Collection: Do best practices call for trays, drawers, shelves, or rods?

Vertical Density of Collection: If only a few accessories are needed, the corner post option is most cost-effective.

Frequency of Collection Removal: Will entire trays need to be removed frequently for study, display, or reorganization?

Frequency of Collection Relocation within Cabinet: Will trays or other accessories need to be moved frequently or reorganized?

INTEGRATED CORNER POST SPACESAVER 920 SERIES' VERSATILE CORE

The integrated corner post (ICP) comes standard on all 920 Series: Preservation Cabinets. It accepts a variety of accessories that can be mounted at 1" increments using clips, brackets, or mounts.



OPTIONAL PANEL INSERTS

Maximize drawer and tray density with interchangeable inserts that mount onto the corner post system.



SAFETY-STOP PANEL INSERT

The Channel-in-Channel (CIC) panel style is ideal for collections that typically stay inside the cabinet. It mounts onto the corner post system and accommodates interference type safety stop mechanisms to prevent trays from accidentally extending (trays can be fully removed by engaging the latch). The panel allows for accessories to be adjustable on 2" increments.




FULL-SLIDE PANEL INSERT

The Corrugated (CORR) panel style allows users to easily slide trays completely out of the cabinet for study or display. It does not accept safety stop mechanisms. The panel mounts onto the corner post system and allows for accessories to be adjustable on 1" increments.

ACCESSORY OPTIONS

Along with the standard Integrated Corner Post (ICP), you can choose to add Channel-In-Channel (CIC) panels, which add safety-stop functionality, and/or Corrugated (CORR) panels, which allow for higher accessory density and facilitate accessory removal.



ADJUSTABLE SHELVES


- Available in ICP with clips, CIC Panel or CORR Panel
- CIC Panel includes safety stops
- 1 1/4" tall shelf
- Standard Duty: 100 lb. Capacity
- Heavy Duty: 300 lb. Capacity
- Available in full or half-width for dividers

STANDARD TRAY

- Available with individual CIC track pair, CIC Panel or CORR Panel
- CIC Panel includes safety stops
- Tray heights available in 2" and 4"
- Available in full or half-width for dividers


DESICCANT TRAY

- Available with individual CIC track pair, CIC Panel or CORR Panel
- CIC Panel includes safety stops
- Tray heights available in 2"
- Available in full or half-width for dividers



ROLLED TEXTILE DRAWERS

- Only available in ICP
- Mechanical slides for maximum extension
- 4" nominal height
- Rods adjustable within drawer



FULL-EXTENSION DRAWERS

- Only available in ICP
- Mechanical slides for maximum extension
- 3", 4", and 6" nominal height options
- Ability to mix and match drawer sizes



TEXTILE TRAY

- Only available in ICP with CIC track pair
- Includes safety stops
- Approximately 72% extension
- Tray heights available in 4"
- Rods adjustable within drawer



HAT SHELF/COAT ROD

- Only available in ICP with clips
- Standard adjustable shelf with 1" rod
- Variable widths for use with dividers



GARMENT ROD

- Only available in ICP with clips
- Rod is not adjustable front to back
- Available in full or half-width for dividers



FULL-HEIGHT CENTER DIVIDERS

- Available in ICP with clips, CIC Panel or CORR Panel
- Only available in 42" wide or greater



PARTIAL-HEIGHT CENTER DIVIDER

- Available in ICP with clips, CIC Panel or CORR Panel
- Only available in 42" wide or greater
- Split the cabinet vertically to allow full-width trays to be used on top portion and half-width trays on bottom portion

POPULAR INTERIOR CONFIGURATIONS

With interchangeable liners and accessories, the Spacesaver 920 Series offers complete versatility. We're sharing our most popular configurations to inspire your thinking, but keep in mind that anything is possible.



STYLE A: HALF-HEIGHT WITH SHELVES

- (3) Adjustable shelves
- Standard or heavy-duty shelves available
- Shown 42" tall



STYLE B: HALF-HEIGHT WITH TRAYS & SHELF

- (4) 4" Trays with safety stops
- (4) 2" Trays with safety stops
- (1) Adjustable shelf
- Standard or heavy-duty shelves available
- Shown 42" tall



STYLE C: HALF-HEIGHT WITH TRAYS

- (6) 4" Trays with safety stops
- (6) 2" Trays with safety stops
- Shown 42" tall



STYLE D: FULL-HEIGHT WITH SHELVES

- (6) Adjustable shelves
- Standard or heavy-duty shelves available
- Shown 84" tall



STYLE E: FULL- HEIGHT WITH 1/3 TRAYS & SHELVES

- (4) 4" Trays with Safety Stops
- (4) 2" Trays with Safety Stops
- (4) Adjustable shelves
- Standard or heavy-duty shelves available
- Shown 84" tall



STYLE F: FULL-HEIGHT WITH TRAYS & SHELVES

- (8) 4" Trays with Safety Stops
- (8) 2" Trays with Safety Stops
- (2) Adjustable shelves
- Standard or heavy-duty shelves available
- Shown 84" tall



STYLE G: FULL-WIDTH GARMENT STORAGE & TRAYS

- (1) Full-width Garment Rod
- (4) 4" Trays with Safety Stops
- (2) Adjustable shelves
- Standard or heavy-duty shelves available
- Shown 84" tall



STYLE H: HALF-WIDTH GARMENT STORAGE & TRAYS

- (1) Full-width Garment Rod
- (1) Half-width Garment Rod
- (10) Half-width 4" Trays with Safety Stops
- (1) Non-Adjustable Shelf & Partition
- Shown 84" tall



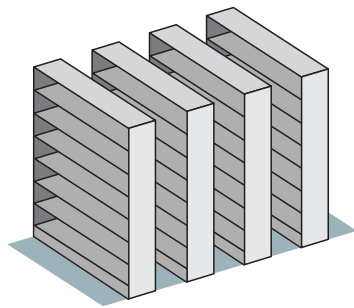
STYLE I: TEXTILE DRAWERS & SHELVES

- (6) 4" Rolled Textile Drawers
- (2) Adjustable Shelves
- Standard or heavy-duty shelves available
- Shown 84" tall

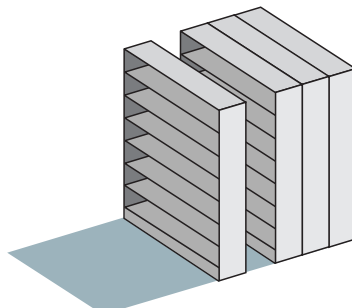
STATIC, CASTERS, OR MOBILE

Cabinets can be stationary, mounted on a caster base or forklift base, or mounted on compact mobile carriages. They can also be switched at a later date: stationary cabinets can be mounted on carriages, and carriage-mounted cabinets can be removed and set directly on the floor.

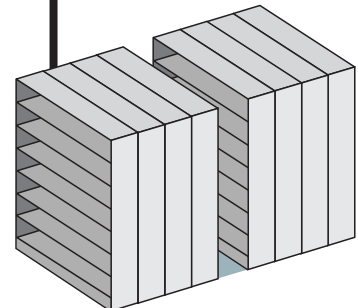
Every 920 cabinet comes with a fully integrated leveling base, so even stationary cabinets are never resting directly on the floor. The optional forklift base accessory allows cabinets to be moved to a new location without damaging their structure.



Static shelving sections waste space between aisles.



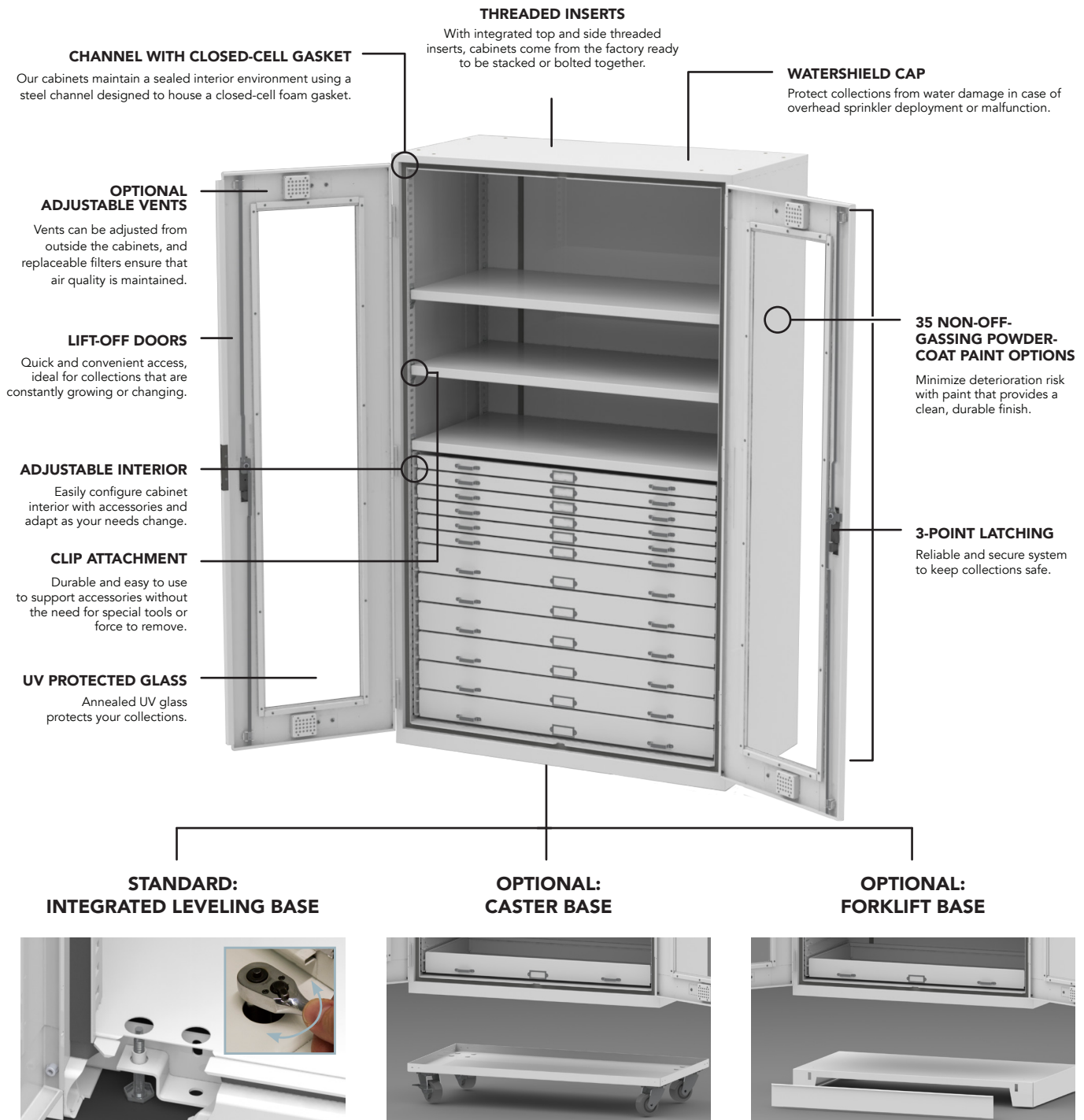
Mobile sections double space by compacting aisles.



Maximize your capacity with additional carriages.

EXCELLENCE IS STANDARD

The Spacesaver 920 Series offers the features you've come to know and trust over the years. From the integrated base to the watershield cap, every cabinet is designed from the ground up to protect collections and provide efficient, convenient access.



STANDING THE TEST OF TIME.

In light of recent tragedies in the museum world, Spacesaver is more committed than ever to understanding how our cabinets withstand extreme conditions. We also continually test our products to ensure they perform to the highest standards during day-to-day use. Our goal? To continue refining our designs and manufacturing cabinets that stand the test of time.




BURN DEMONSTRATION

At a federal agency's burn demonstration, the outside of the cabinet reached approximately 900 degrees Celsius (1650 degrees Fahrenheit) with no damage to the objects inside. No water from the sprinkler discharge penetrated the cabinet.

WATER EVALUATION

Water from sprinkler deployment is a major concern in collections areas. Our in-house evaluation has shown that the cabinets' watershield cap and tightly sealed seams prevent any water from entering the interior.



AIR EXCHANGE ASSESSMENT

A cabinet's air exchange rate is a reflection of how tightly it's sealed. We're continually expanding our knowledge of what's possible by testing new designs to understand how they affect air exchange.

VERSATILITY BUILT IN.

ENDURING SOLUTIONS.

An investment in Spacesaver's 920 Series, a high-quality museum cabinet, is an investment in the future of your collections. That's why Spacesaver is committed to bringing you the best value, unsurpassed customer service, and cabinets that can adapt as your collections change over the decades.

Our Wisconsin-based teams of in-house engineers, project managers, and manufacturing craftspeople are ready to work with you and your local Spacesaver consultant to design, build, and install museum cabinets and other enduring storage solutions that will stand the test of time.

Contact us today to connect with the museum storage experts.

800.492.3434 | SPACESAVER.COM



Spacesaver Corporation
1450 Janesville Avenue
Fort Atkinson, WI 53538-2798
800.492.3434
www.spacesaver.com