

# MOBILE WALLS

BY SPACESAVER

REIMAGINE THE WORKPLACE



Storage Solved®




# REIMAGINE THE WORKSPACE.

**FORGET EVERYTHING YOU THOUGHT YOU KNEW  
ABOUT MOVABLE WALLS.**

We're not talking about demountable glass walls or the same old wall partitions. We're talking about truly mobile walls that slide side-to-side allowing you to create custom-sized rooms on the fly, to turn a small 2-person whiteboarding space into an all-company presentation space within seconds, to use one space in infinite ways with a simple push of a wall.





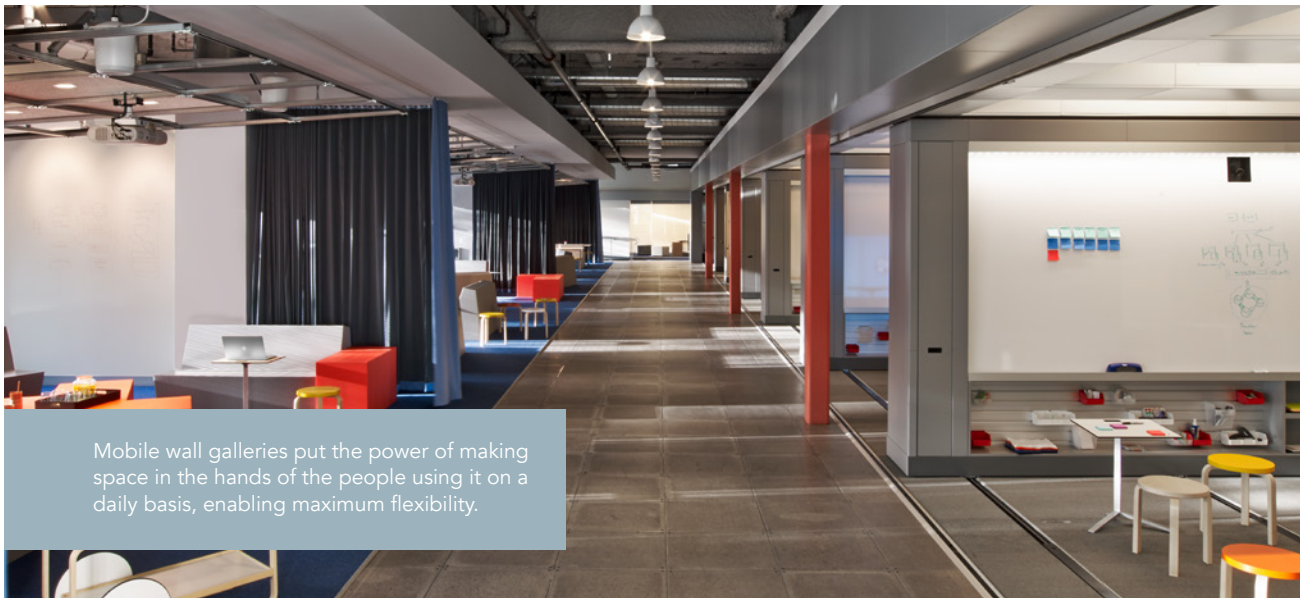
### MOVABLE WALLS FOR ADAPTABLE SPACES

We converted this long hallway at an innovation center into a movable wall gallery, allowing for any size space to be created for unlimited meeting possibilities.



# WORKPLACE DESIGN

Adding mobile walls to your workplace design means unlocking the power of space design in a flexible and changing environment, enabling the end user to adapt their space to their changing daily needs, not restricting them to the same old spaces and features.



Mobile wall galleries put the power of making space in the hands of the people using it on a daily basis, enabling maximum flexibility.

## MOBILE WALLS IN ACTION

### CREATE SPACE FOR COLLABORATION & FLEXIBILITY.

Gone are the days of making guesses to what features and square footage are needed for meeting areas. A bank of mobile walls puts the power of space creation in the hands of the users, opening up possibilities for natural flow of thoughts and creativity to unlock the maximum potential for innovation and flexibility in their surroundings. This makes the most of a flexible space, without the downfalls of an open office.

## EXPANDING THE APPLICATION

Make the most of your square footage and increase usefulness by building in useful modules to your mobile wall galleries such as whiteboard, and media display options.



Adding useful features like whiteboards or workspaces within mobile walls can impact employee productivity and morale.

# EDUCATION DESIGN

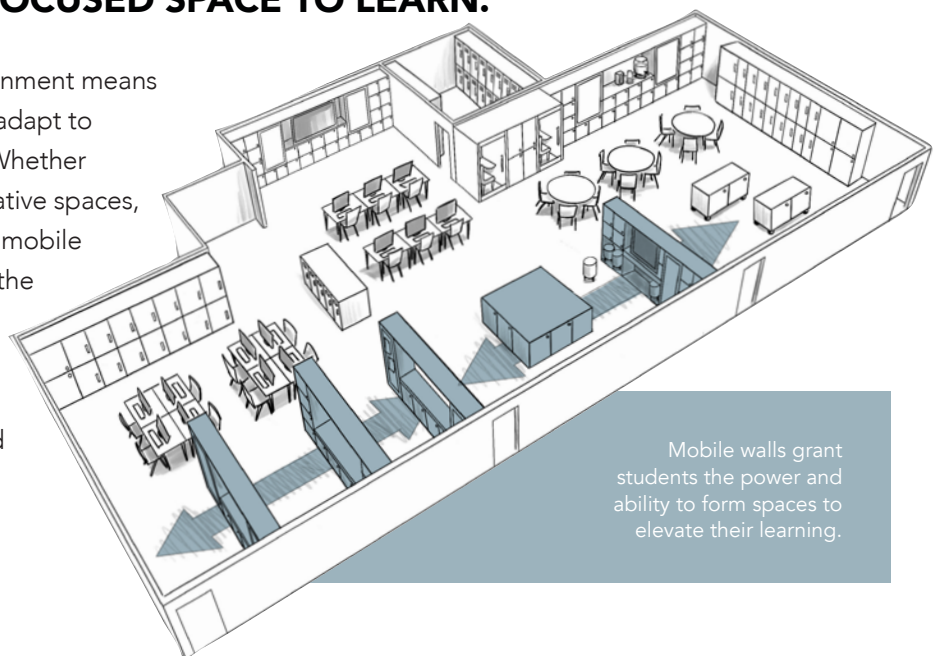
Education spaces of the future encourage student success by providing a variety of learning spaces suited to different styles. It enables collaboration and focus, but also rest and balance. Its adaptability ensures it can keep up with the ever-changing landscape of learning.



## MOBILE WALLS IN ACTION

### GIVE STUDENTS THE FOCUSED SPACE TO LEARN.

Mobile walls in an education environment means creating a space that students can adapt to maximize their learning potential. Whether students are searching for collaborative spaces, or quiet spaces for individual work, mobile walls take the hassle out of finding the right space, and allow students to flex their surroundings to best suit their daily changing needs, maximizing their ability to learn and retain information.



Mobile walls grant students the power and ability to form spaces to elevate their learning.

# MOBILE KIOSKS

## THE NEW WAY TO MAXIMIZE THE FLEXIBILITY & MOBILITY OF OPEN SPACES.

Ideal for open work environments, mobile kiosks provide the novelty and aesthetic appeal of a sleek pop-up shop, coffee bar, or unique workspace with the convenience of a self-contained kiosk. Seen here as a bookstore and gift shop, a mobile kiosk's walls slide out when the store is open and slide together to securely lock up when closed.

### EXPANDED FOR ACCESS

Open up your showcase, customer kiosk, or gift shop at the beginning of the day to reveal your featured products or equipment, all in a ready-to-access display that doesn't need any tools or crew to put in place.



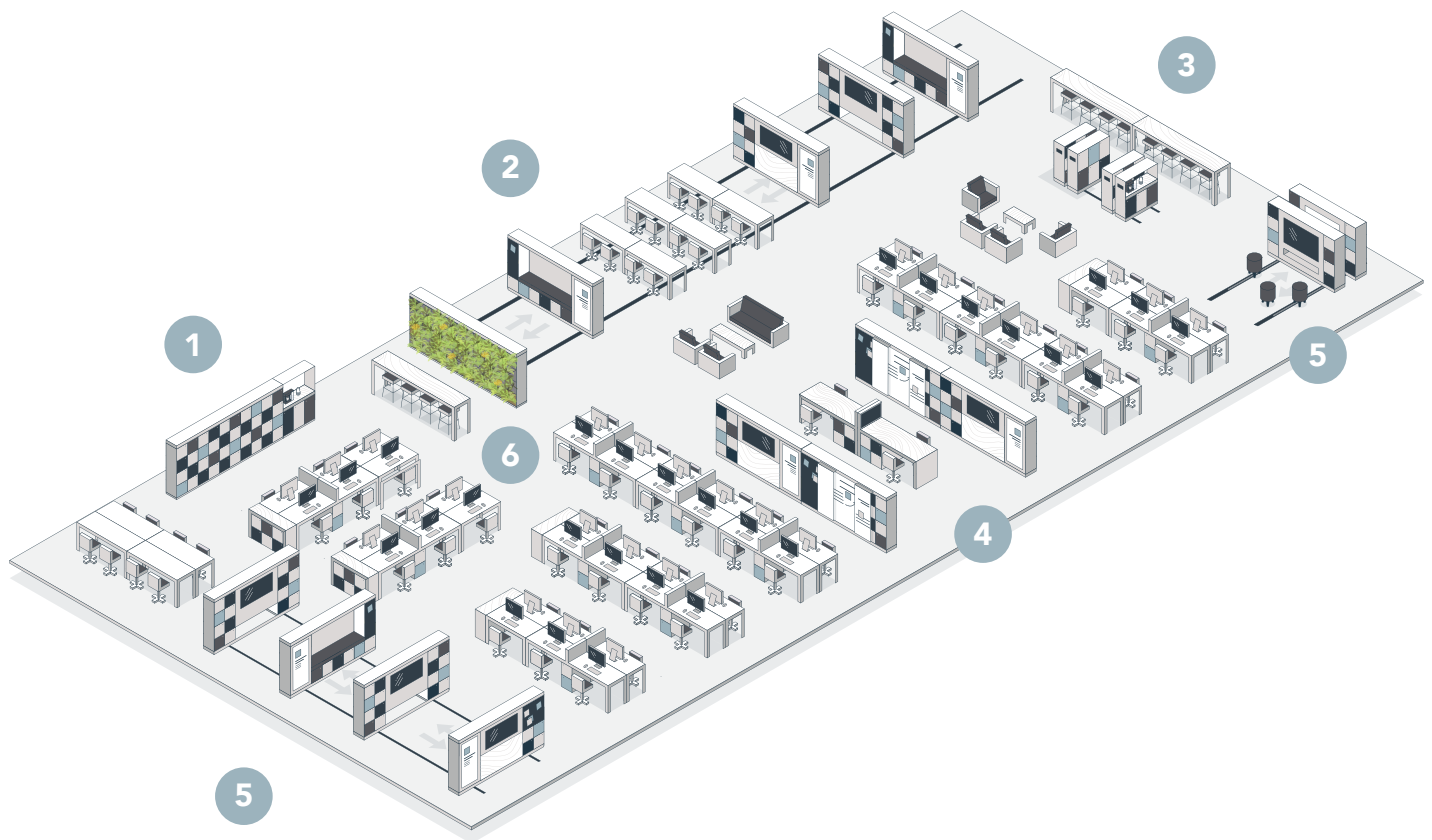
### COMPACTED FOR SECURITY.

At the end of the day, secure your items in a self contained cube, freeing up space for more activities while providing built-in security.



# MAKE SPACE A TOOL FOR YOUR PRODUCTIVITY

**MOBILE WALLS MAKE YOUR ENTIRE SPACE ADAPTABLE, ENABLING YOUR CONVERSATIONS TO DICTATE YOUR SPACE, NOT YOUR WALLS.**



1

## **DAY-USE LOCKERS BANK:**

In an office creates a sense of personal space with sleek, modern-looking storage. Add on a coffee credenza for even more employee engagement and opportunity.

2

## **MOBILE WALL GALLERY:**

Walls that slide back and forth allow you to create custom-sized rooms on the fly, perfect for two-person meetings, company-wide presentations, and anything in between.

3

## **MOBILE ISLAND HOTSPOT:**

Storage space can become the 'watercooler' of the office, integrating storage for personal or office needs, spontaneous meeting space, and a coffee credenza station, all in one natural-to-use space.

4

## **MEDIA ISLAND ZONE:**

Strike up a small group feedback session at the island to step away from the daily grind at the desk while using the wall partition to whiteboard concepts and ideas.

5

## **MOBILE WALL BANK:**

Provide your people with endless configurations of whiteboards, digital displays, personal day-use lockers, built-in benching, stool seating... all ready to access whenever needed.

6

## **BIOPHILIC WALL PARTITION:**

Breathe life into the office space with a biophilic wall to provide employees with the outdoors right in the immediate environment.



# REIMAGINE THE WORKSPACE

## REIMAGINE WHAT A TRULY FLEXIBLE WORKPLACE LOOKS LIKE.

It's time to reimagine what a truly adaptable workplace looks like. While movable walls might seem like a new concept, we like to think we know a thing or two about how to design and build them right. After all, mobile systems have been our thing for 50 years.

Our team of storage experts has designed over 300,000 solutions and can assist you in creating an innovative storage solution that maximizes space, protects materials, increases productivity, and ultimately creates a work space aligned with your company's values and goals. Take the first step toward reimaging your workplace. Contact our experienced and knowledgeable team today to arrange your free, no-obligation space consultation.

**Spacesaver.com | 800.492.3434**



Spacesaver Corporation  
1450 Janesville Avenue  
Fort Atkinson, WI 53538-2798  
800.492.3434  
[www.spacesaver.com](http://www.spacesaver.com)